

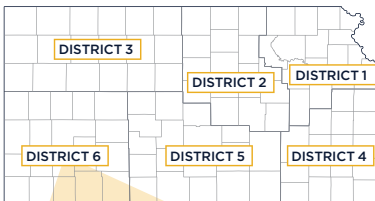


INFRASTRUCTURE ASSETS IN SOUTHWEST KANSAS

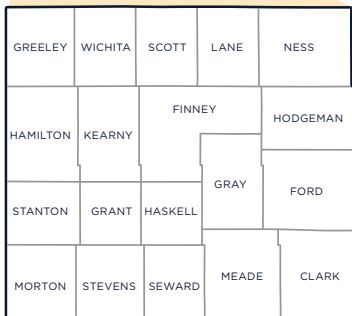


CONNECTING PEOPLE/ THE REGION BY THE NUMBERS

Current Population	148,659 (5% of Kansas)
Change in Population since 2010	-2% (down from 151,506)
Projected Population in 2049	132,837 (4% of Kansas)
Current Median Age	38
Percent of Population 65+ in 2049	22% (compared to 23% statewide)



KDOT/DISTRICT 6



ROADS & BRIDGES IN SOUTHWEST KANSAS

- **1,579** state highway system miles (**15%** of the statewide miles)
- **3.2M** vehicle miles are traveled daily on state highways (**6%** of the statewide total); **29%** of these miles are trucking.
- **1,517** 2-lane miles (**17%** of statewide), **62** 4+-lane miles (**3%** of statewide)
- **12%** of KDOT's non-Interstate highway miles have shoulder widths that fall below KDOT's current design standards (compared to **10%** statewide).
- In 2020, **14%** of the state highway miles in the region did not meet the smoothness rating for "good" (compared to **12%** statewide).
- **17,682** local (city/county) road miles (**14%** of local road miles statewide)
- **363** state bridges, **82%** in good condition (compared to **78%** statewide)
- **805** local bridges, **52%** in good condition (compared to **47%** statewide)



SOUTHWEST KANSAS TRANSPORTATION INVESTMENTS DISTRICT 6 | BY MODE 2020-2021

	Completed Projects (\$M)	Planned (Programmed) Projects (\$M)	% of Statewide Investments*
State Highways			
Preservation	\$5.8	\$108	11%
Modernization	\$0.3	\$1.6	2%
Expansion	\$0	\$5.3	2%
Cost Share	\$0	\$15.2	19%
Local Roads	\$1.8	\$22.6	5%
Modal Projects			
Public Transit	\$0	\$3.7	7%
Aviation	\$0.1	\$1.6	34%
Rail	\$0	\$3.5	6%
Bike/Pedestrian	\$0	\$1.9	5%
TOTAL	\$8	\$163.4	7%

*Statewide investments include completed and planned (programmed) projects as of July 2021. Regional investments do not include projects considered statewide (i.e., lighting, signage).

WHAT SHOULD WE CONSIDER TO MEET CURRENT & FUTURE CHALLENGES?



How can we plan for and prioritize investments based on the condition of roads and bridges to support changing demographics and funding sources?





INFRASTRUCTURE ASSETS IN SOUTHWEST KANSAS



WHAT SHOULD WE CONSIDER TO MEET CURRENT & FUTURE CHALLENGES?



What types of investments could help improve access to jobs, quality of life and better serve residents aging in place?

What types of partnerships could help leverage active transportation investments to better support community-wide connections?

How can KDOT leverage partnerships to promote short-line and Class 1 rail projects that stimulate local economic development?

What innovations will shape how we move freight and people in the next 10 years? 25 years?



TRANSIT IN SOUTHWEST KANSAS

- **4%** of households in this region and **5%** of households in Kansas **don't have access to a vehicle**. **27%** of households in this region and **30%** of households across the state **only have access to 1 vehicle**.
- **4** of the 19 counties in this region have transit service providers. Of the 6 regional projects awarded through the **Access, Innovation and Collaboration (AIC) Program**, 2 provide funds to transit agencies to expand and improve their services.
- KDOT is beginning to see more interest in the **electrification of transit fleets** from both urban and rural transit providers. Electric vehicles may have higher capital costs, but they provide significant economic benefits through reduced maintenance and fuel costs. We continue to work with our transit agencies to explore electric vehicle options and **partnerships to expand electric transportation options in Kansas**.



BIKES/PEDESTRIANS IN SOUTHWEST KANSAS

- Over the past year, KDOT has been working with stakeholders across the state to develop the first active transportation plan in over 25 years—the **Kansas Active Transportation Plan will be completed in 2021** and will provide an action plan to address transportation needs for people who walk, bike and roll.
- **2 communities** in the southwest region were awarded **\$1.4M** in funds through the **Transportation Alternatives (TA) Program**, which includes funding for bicycle and pedestrian facilities.



RAIL IN SOUTHWEST KANSAS

- Railroads across Kansas are important connectors for shipping both raw materials and finished goods. Short-line tracks are the critical link to accessing Class 1 rail and delivering our products to domestic and international markets.
- There are **563 miles of track** in southwest Kansas, this is about **13%** of the state's total track miles.
- This includes **241 miles of Class 1 freight rail service** (about **9%** of the state total) and **322 miles of short-line service** (about **22%** of the state total). There are passenger rail stations in Dodge City and Garden City.

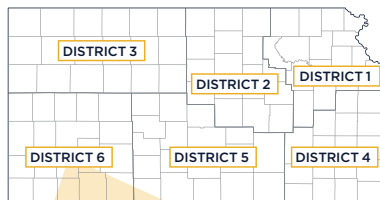


AVIATION IN SOUTHWEST KANSAS

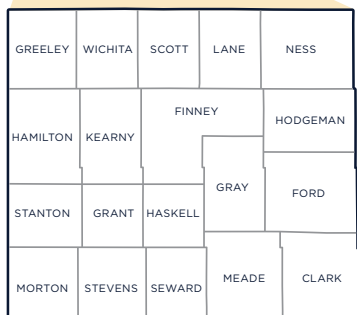
- **11** airports (of **43** statewide) have runways long enough* to attract new jobs/businesses and provide all-weather health emergency access.
*3,500-4,000 feet which is the minimum distance that jets need to take off.



BUILDING A STRONG WORKFORCE IN SOUTHWEST KANSAS



KDOT/DISTRICT 6



BUILDING A STRONG WORKFORCE

- **17%** of workers travel to another county for work. (compared to **23%** statewide)
- **15 mins** is the average commute time (**18 mins** statewide)
- **16%** of workers age 24 and younger (**15%** statewide)
- **60%** of workers age 25-54 years (**61%** statewide)
- **17%** of workers age 55-64 years (**18%** statewide)
- Statewide, a larger share of younger workers carpool, use public transit, bike, or walk to work compared to older workers. In southwest Kansas the trend is **more**.

Current top employment industries in southwest Kansas

Local Government
 Manufacturing
 Healthcare & Social Assistance
 Retail Trade
 Accommodation & Food Service



Top growing occupations in southwest Kansas

Machinists
 Respiratory Therapists
 Physician Assistants
 Nurse Practitioners
 Welders, Cutters, Solderers and Brazers

WHAT SHOULD WE CONSIDER TO MEET CURRENT & FUTURE CHALLENGES?



What transportation investments can help recruit new businesses and the next generation of workers?



How will customer demands for ever-faster arrival of goods impact last-mile delivery?



MOVING FREIGHT IN KANSAS

- **49%** of Kansas communities depend exclusively on trucks to move goods, especially in rural areas not served by other modes.
- More than **470 million tons of freight** is transported in the state each year worth more than **\$380 billion**.
- **40%** of freight shipments stay within Kansas (originate in and are delivered within Kansas).
- Types of freight being transported include: farm products and livestock, manufactured goods and equipment, retail consumer goods, and energy and natural resources.



SUPPORTING LIVABILITY IN SOUTHWEST KANSAS



WHAT SHOULD WE CONSIDER TO MEET CURRENT & FUTURE CHALLENGES?



What transportation investments could support equitable access to jobs, education, healthcare and services?



What technology investments are needed to support economic development opportunities in the region?



CONNECTING TO HEALTH

- **51** healthcare facilities* in the region. **14** are critical access hospitals.
- **11** regional runways provide all-weather health emergency access through air ambulance (**43** statewide).
- **661** staffed inpatient beds. **79** total ICU beds.
- Healthcare has been transformed rapidly during the course of the pandemic; nearly half (**48%**) of Kansans say they have used **telehealth** for a wide variety of reasons and types of care.

**Healthcare facilities include Community Mental Health Centers, Federally Qualified Health Centers, Rural Health Clinics, Safety Net Clinics and Tribal & Urban Indian Health Centers.*



CONNECTING TO EDUCATION

- **126** K-12 schools in the region (**8%** of the statewide total).
- **39%** K-12 students transported by bus (compared to about **42%** statewide in 2018*).
- **3** continuing education institutions are located in southwest Kansas. All are community colleges.
- **8,125** continuing-ed students (**3%** of statewide total in 2018*).

**Because the most recent data may not be representative of future trends, 2018 data has been used.*



CONNECTING THROUGH TECHNOLOGY

- **83%** of the population in this region is covered by broadband (**92%** statewide) and nearly 100% of the state is covered by cell service according to the Federal Communications Commission. However, residents, businesses and local officials report ongoing concerns about accessibility as well as affordability of these services.
- **2** Electric Vehicle (EV) Charging Stations in the region. Many are open to the public; some are restricted to customers of businesses.

Last updated 9/3/2021



YOU SPEAK. KDOT LISTENS. TOGETHER, WE WORK.